

## Analysis of Students' Satisfactory Survey Thoubal College, Thoubal

For the study of the students' satisfactory survey, IQAC, Thoubal College initiated the process of conducting students' satisfactory survey to assess the level of satisfaction of the students with an aim to identify the areas with scope of improvement. We have collected data from 1128 students of various departments by using questionnaire in Google form and the response were analyzed based on 20 parameters which are indicated as below:

Parameters	Indicator	Student's Rating (%)				
		4	3	2	1	0
1) How much of the syllabus was covered in the class?	4- 85 to 100% 3- 70 to 84% 2- 55 to 69% 1-30 to 54% 0-Below 30%	50.8	43.3	4.7	1.2	0.0
2) How well did the teachers prepare for the classes?	4-Thoroughly 3-Satisfactorily 2-Poorly 1-Indifferently 0-Won't teach at all	55.0	43.1	1.2	0.6	0.0
3) How well were the teachers able to communicate?	4-Always effective 3-Sometimes effective 2- Just satisfactorily 1- Generally ineffective 0- Very poor communication	69.2	24.2	5.5	1.1	0.0
4) The teacher's approach to teaching can best be described as	4- Excellent 3- Very good 2- Good 1- Fair 0- Poor	45.8	44.3	9.4	0.5	0.0
5) Fairness of the internal evaluation process by the teachers.	4 - Always fair 3 - Usually fair 2 - Sometimes unfair 1 - Usually unfair 0- Unfair	63.5	31.7	3.2	1.0	0.5
6) Was your performance in assignments discussed with you?	4 - Every time 3 - Usually 2-Occasionally/Sometimes 1 - Rarely 0- Never	62.8	32.2	2.9	1.0	0.2



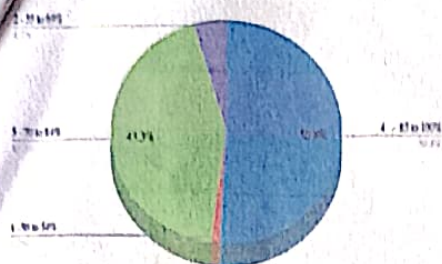
7) The institute takes active interest in promoting internship, student exchange, and field visit opportunities for students.	4 - Regularly 3 - Often 2 - Sometimes 1 - Rarely 0 - Never	67.3	24.2	7.0	1.4	0.1
8) The teaching and mentoring process in your institution facilitates you in cognitive, social and emotional growth.	4 - Significantly 3 - Very well 2 - Moderately 1 - Marginally 0 - Not at all	38.7	55.4	5.3	0.4	0.0
9) The institution provides multiple opportunities to learn and grow.	4 - Strongly agree 3 - Agree 2 - Neutral 1 - Disagree 0 - Strongly disagree	49.9	47.0	2.5	0.4	0.2
10) Teachers inform you about your expected competencies, course outcomes and programme outcomes.	4 - Every time 3 - Usually 2-Occasionally/Sometimes 1 - Rarely 0 - Never	57.8	37.9	3.7	0.6	0.0
11) Your mentor does a necessary follow-up with an assigned task to you.	4 - Every time 3 - Usually 2-Occasionally/Sometimes 1- Rarely 0- don't have a mentor	57.4	38.6	2.9	1.1	0.0
12) The teachers illustrate the concepts through examples and applications.	4 - Every time 3 - Usually 2-Occasionally/Sometimes 1 - Rarely 0 - Never	64.1	32.2	2.0	0.5	0.2
13) The teachers identify your strengths and encourage you with providing right level of challenges.	4 - Fully 3 - Reasonably 2 - Partially 1 - Slightly 0- Unable to	54.3	42.4	2.6	0.4	0.3
14) Teachers are able to identify your weaknesses and help you to overcome them.	4 - Every time 3 - Usually 2-Occasionally/Sometimes 1 - Rarely 0 - Never	66.6	28.9	3.4	1.1	0.4
15) The institution makes effort to engage students in the monitoring, review and continuous quality improvement of the teaching learning process.	4 - Strongly agree 3 - Agree 2 - Neutral 1 - Disagree 0 - Strongly disagree	50.9	46.3	2.4	0.3	0.0



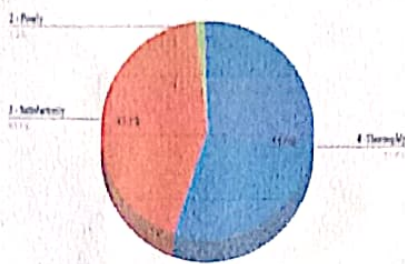
16) The institute/ teachers use student centric methods, such as experiential learning, participative learning and problem solving methodologies for enhancing learning experiences.	4 - To a great extent 3 - Moderate 2 - Some what 1 - Very little 0 - Not at all	55.1	42.8	1.6	0.5	0.0
17) Teachers encourage you to participate in extracurricular activities.	4 - Strongly agree 3 - Agree 2 - Neutral 1 - Disagree 0 - Strongly disagree	64.2	32.7	1.9	0.3	1.0
18) Efforts are made by the institute/ teachers to inculcate soft skills, life skills and employability skills to make you ready for the world of work.	4 - To a great extent 3 - Moderate 2 - Some what 1 - Very little 0 - Not at all	54.3	41.8	2.3	1.4	0.2
19) What percentage of teachers use ICT tools such as LCD projector, Multimedia, etc. while teaching.	4- Above 90% 3- 70 - 89% 2- 50 - 69% 1-30-49% 0 - Below 29%	22.6	40.7	27.0	8.6	1.0
20) The overall quality of teaching-learning process in your institute is very good.	4 - Strongly agree 3 - Agree 2 - Neutral 1 - Disagree 0 - Strongly disagree	51.8	43.3	3.5	0.8	0.6



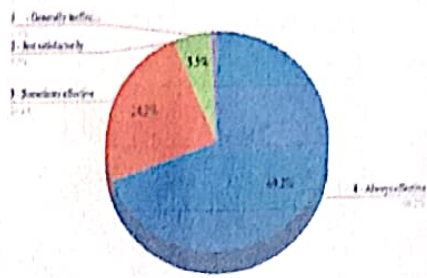
1) How much of the syllabus was covered in the class?



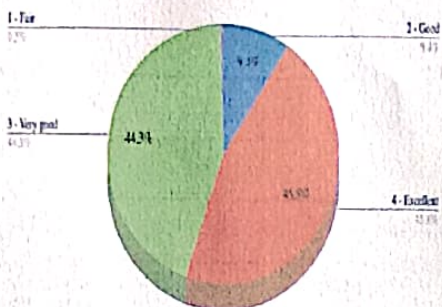
2) How well did the teachers prepare for the classes?



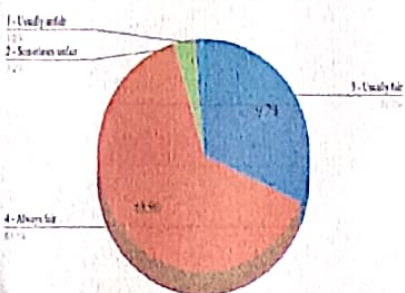
3) How well were the teachers able to communicate?



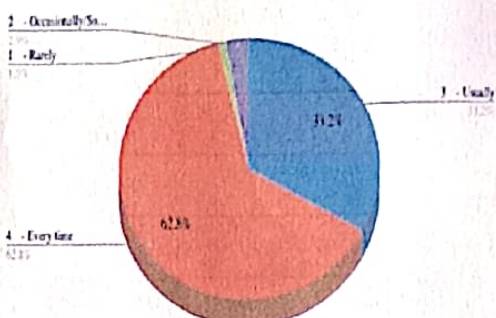
4) The teacher's approach to teaching can best be described as



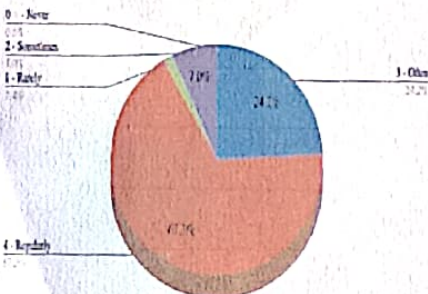
5) Fairness of the internal evaluation process by the teacher.



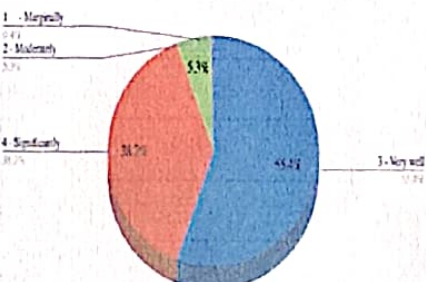
6) Was your performance in assignments discussed with you?



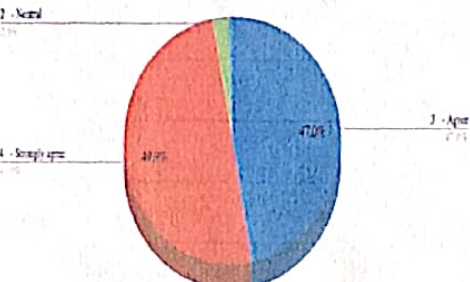
7) The institute takes active interest in promoting internship, student exchange, field visit opportunities for students.



8) The teaching and mentoring process in your institution facilitates you in cognitive, social and emotional growth.

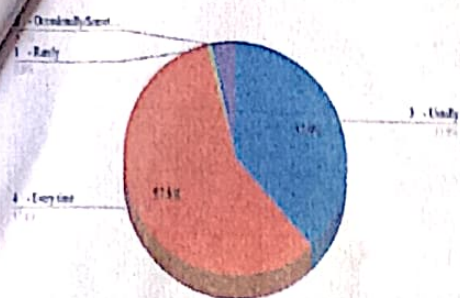


9) The institution provides multiple opportunities to learn and grow.

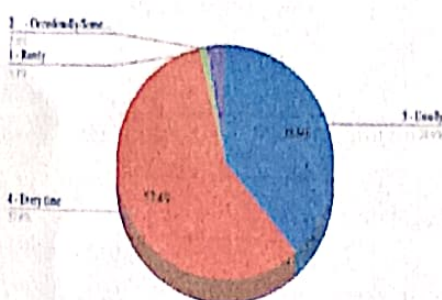




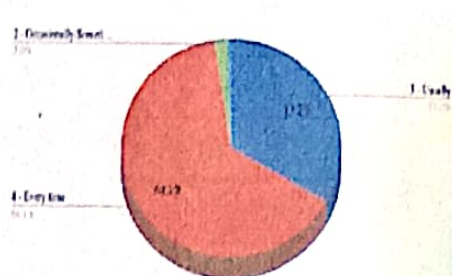
10. Teachers inform you about your expected competencies, course outcomes and programme outcomes.



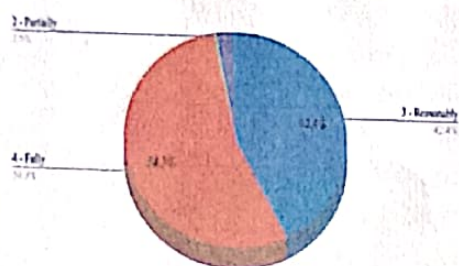
11. Your mentor does a necessary follow-up with an assigned task to you.



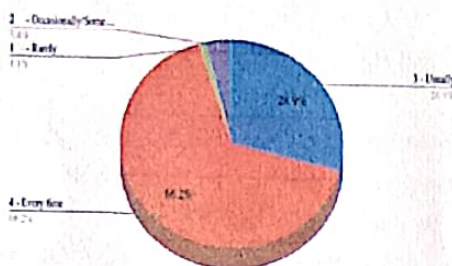
12. The teachers illustrate the concepts through examples and applications.



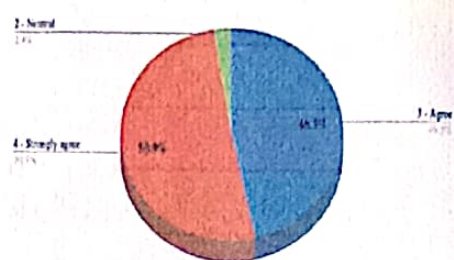
13. The teachers identify your strengths and encourage you with providing right level of challenges.



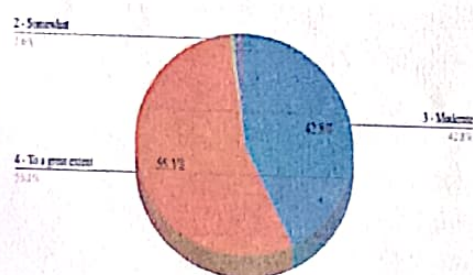
14. Teachers are able to identify your weaknesses and help you to overcome them.



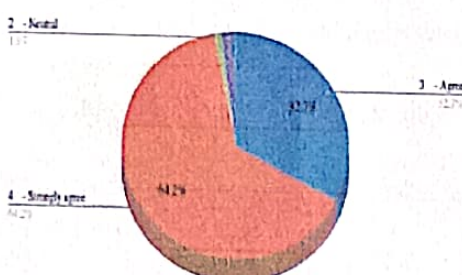
15. The institution makes effort to engage students in the monitoring, review and continuous quality improvement of the teaching learning process.



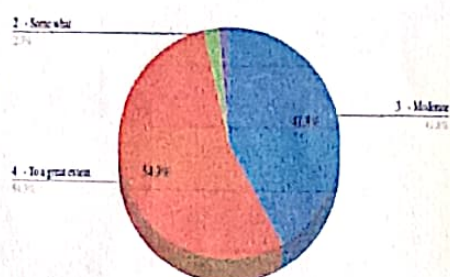
16. The institute/ teachers use student centric methods, such as experiential learning, participative learning and problem solving methodologies for enhancing learning experiences.



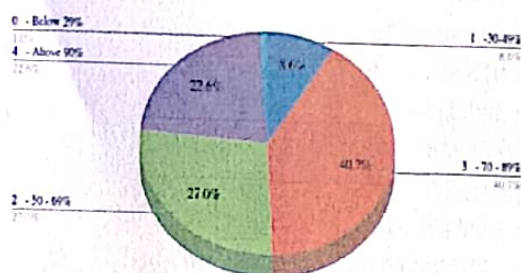
17. Teachers encourage you to participate in extracurricular activities.



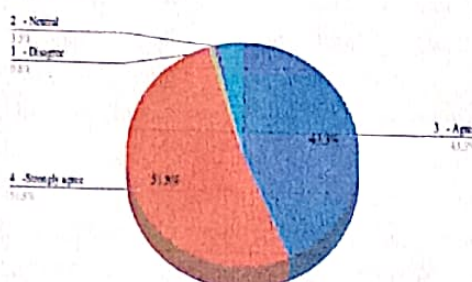
18. Efforts are made by the institute/ teachers to inculcate soft skills, life skills and employability skills to make you ready for the world of work.



19). What percentage of teachers use ICT tools such as LCD projector, Multimedia, etc. while teaching.



20). The overall quality of teaching-learning process in your institute is very good.





## Findings:

1. Out of the total samples, 50.8% of students reported that 85% to 100% of the syllabus was covered in the class.
2. Majority of the students (55.0%) under survey were well satisfied with their teachers as far as their preparation for the classes were concerned.
3. 69.2% of the students stated that the teachers were able to communicate with them effectively.
4. 45.8% of the students gave excellent rating to the teacher's approach to teaching.
5. 63.5% of the students reported that the internal evaluation process by the teachers was always fair.
6. 62.8% of the students under survey opined that their performance in assignments was discussed with them.
7. 67.3 % of the sampled students felt that the college regularly took active interest in promoting internship, student exchange and field visit opportunities for students.
8. 55.4% of students agreed that the teaching and mentoring process in our college facilitated them very well in cognitive, social and emotional growth.
9. 49.9% of the Students under survey strongly agreed that the college provided multiple opportunities to learn and grow.
10. 57.8% of the students conveyed that teachers always informed them of their expected competencies, course outcomes and program outcomes.
11. 57.4% of the students under survey informed that their respective mentor always did a necessary follow-up with every task assigned to them.
12. 64.1% of the students said that the teachers always illustrated the concepts through examples and applications.
13. 54.3% of students agreed that teachers fully identified their strength and encouraged them by providing right level of challenges.
14. 66.6% of the sampled students felt that teachers were always able to identify the weaknesses of students and helped them to overcome with those weaknesses.
15. 97.2% of the students under survey agreed that the college engaged students in monitoring, in reviewing and in continuous quality improvement of the teaching learning process.
16. Majority of the students (55.1%) held that the teachers of the college used student centric methods such as experiential learning, participative learning and problem solving methodologies for enhancing learning experiences.
17. 64.2% of the students reported that most of the teachers encouraged them to participate in extracurricular activities.
18. More than half of the students (54.3%) conveyed that the teachers always tried to inculcate soft skills, life skills and employability skills to make students ready for the world of work.
19. Majority of the students (63.3%) reported that majority of the teachers used ICT tools such as LCD Projector, Multimedia, etc. while teaching.
20. 51.8% of the students strongly agreed that the overall quality of teaching in the college was very good.




\*Out of 1128 sample collection, only 1122 respondents were analyzed and 6 respondents' data were not taken into account due to invalid information.

**Suggestion:**

Standard scale was used to obtain suggestions from 1122 students in online mode. Students were encouraged to pro-actively highlight both their grievances and satisfaction as well. The IQAC found a few suggestions to improve the area in which students felt the institution was lacking behind: like to improve Wi-Fi in campus, Library infrastructure, swimming pool, canteen, toilet, parking shed, hostel facilities, approach roads, playground etc. The suggestions were put forward to the Principal of the college for further deliberation and action. Accordingly, the administration took note of all the recommendation of the IQAC and proper measures were taken to mitigate the fallacies. The areas of strength were also noted down and furthering of those areas has been assured in the coming session.



(Kh. Jugindro Singh)  
Coordinator  
IQAC, Thoubal College  
Thoubal, Manipur  
**Co-ordinator**  
IQAC  
Thoubal College, Thoubal



(O. Chaoba Devi)  
Principal  
Thoubal College  
Thoubal, Manipur  
**Principal**  
Thoubal College, Thoubal  
Government of Manipur